



Unlocking Austin's Hidden Talents

David Wolff

District Coordinator of Gifted & Talented
Services

Woodson Instructional Coach
Austin Public School District #492



- 1) deeper understanding of the community at whole
- 2) appreciate the diversity of the community
- 3) services provided by the school district to support all learners in advance work

All
Learners
are
Diverse

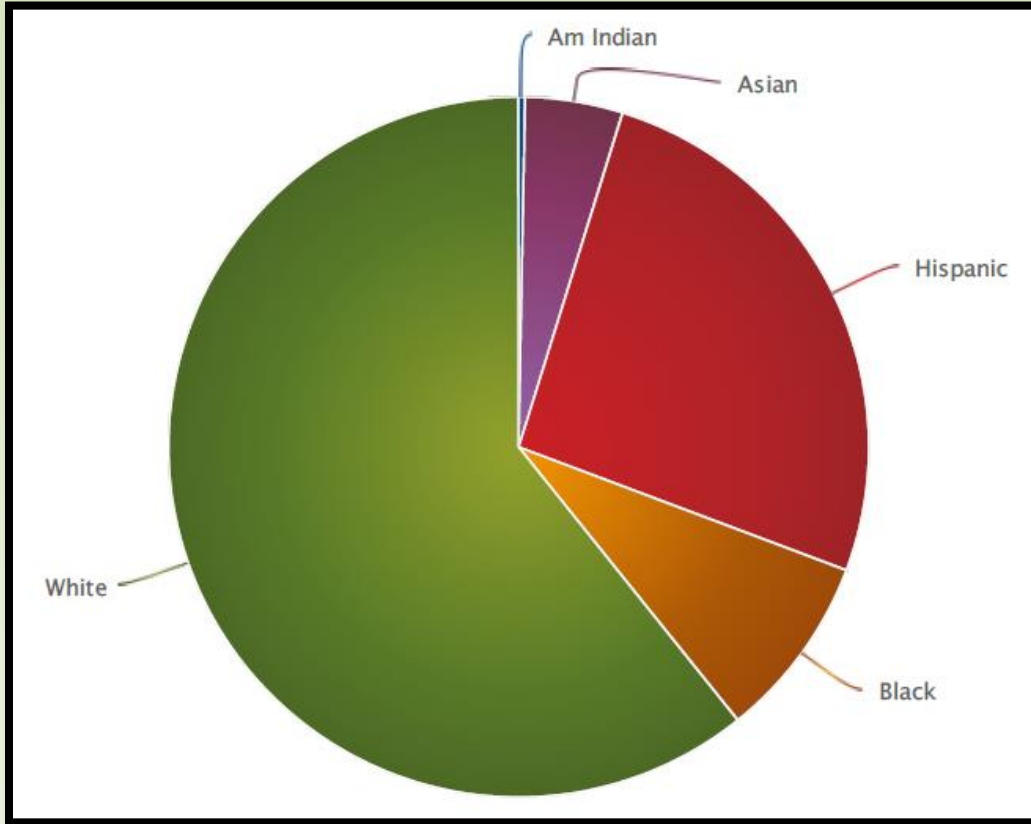
- Language
- Culturally
- Socio-
economically
- Home support
- Learning
Styles
- Motivation
- Gender
- Ability
- Religion







Austin Demographics 2015-16



Austin Public School District

4,797 Students K-12

59.2% White

26.5% Hispanic

8.5% Black

5.5% Asian

0.3% Native American

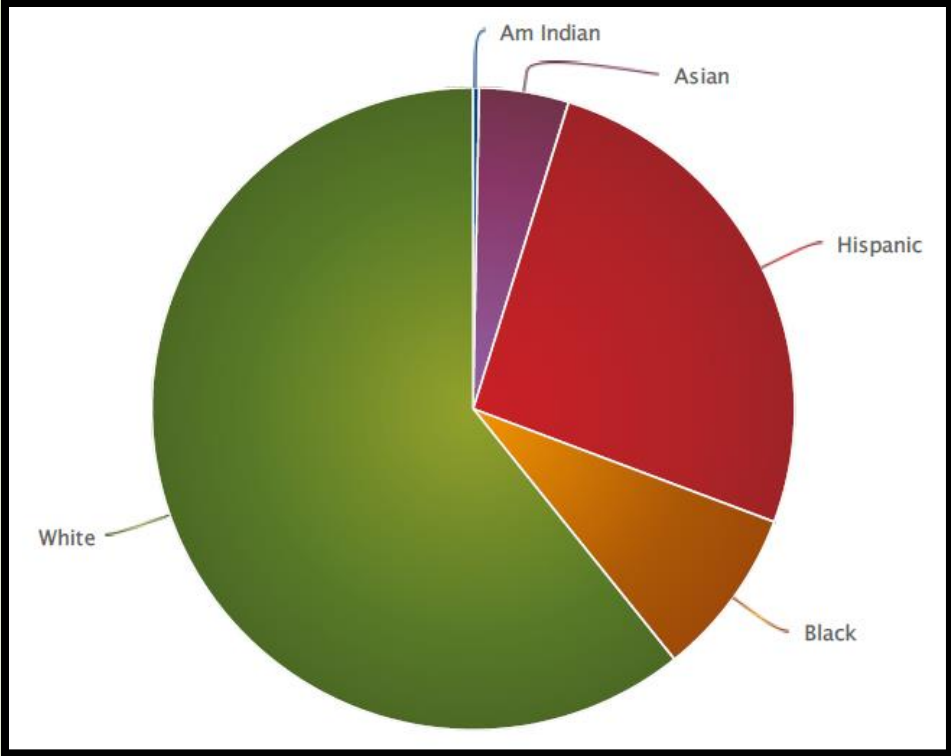
FRL 57.3%

SPED 15.6%

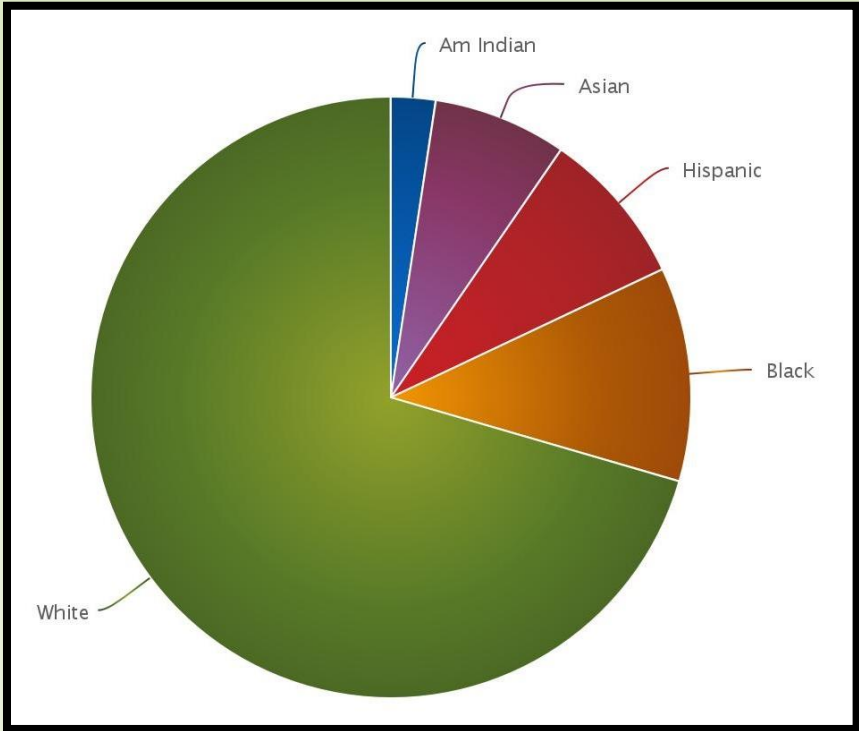
EL 15.4%

Demographics 2015-16

Austin

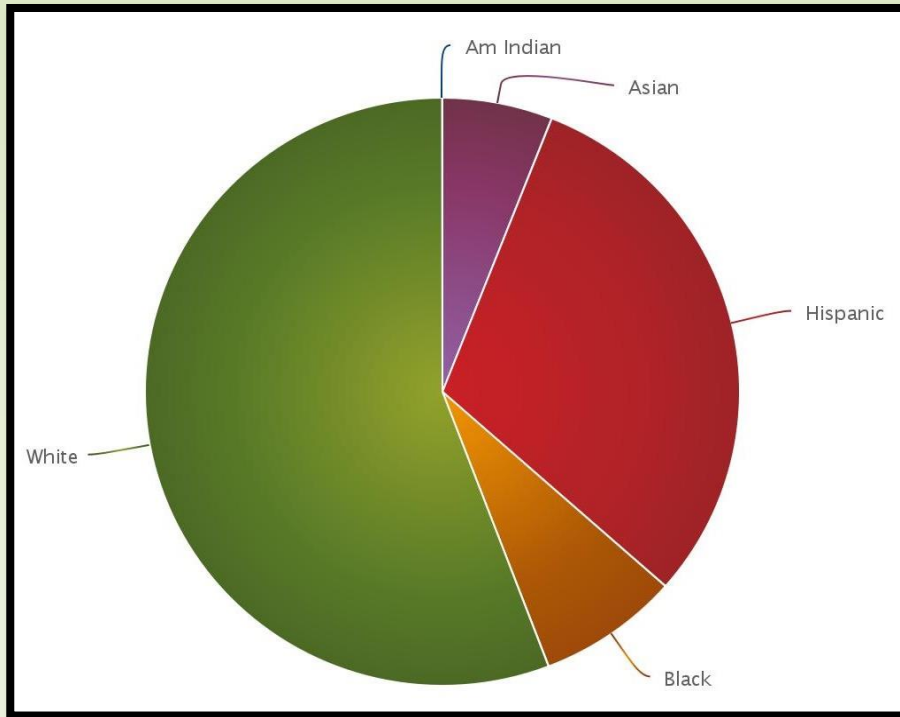


State of Minnesota

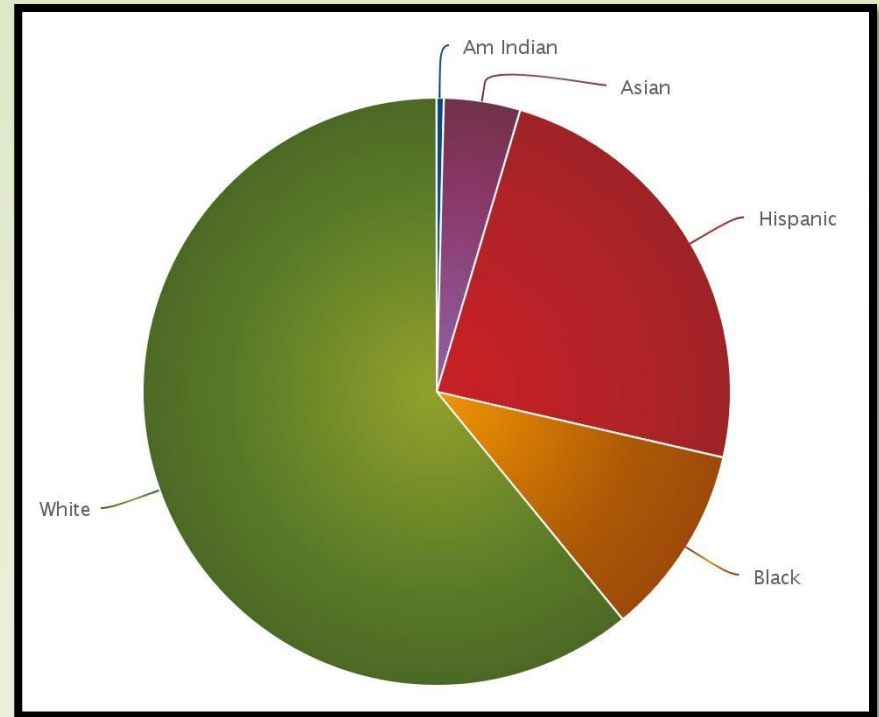


Demographics by Building 2015-16

Southgate Elementary School

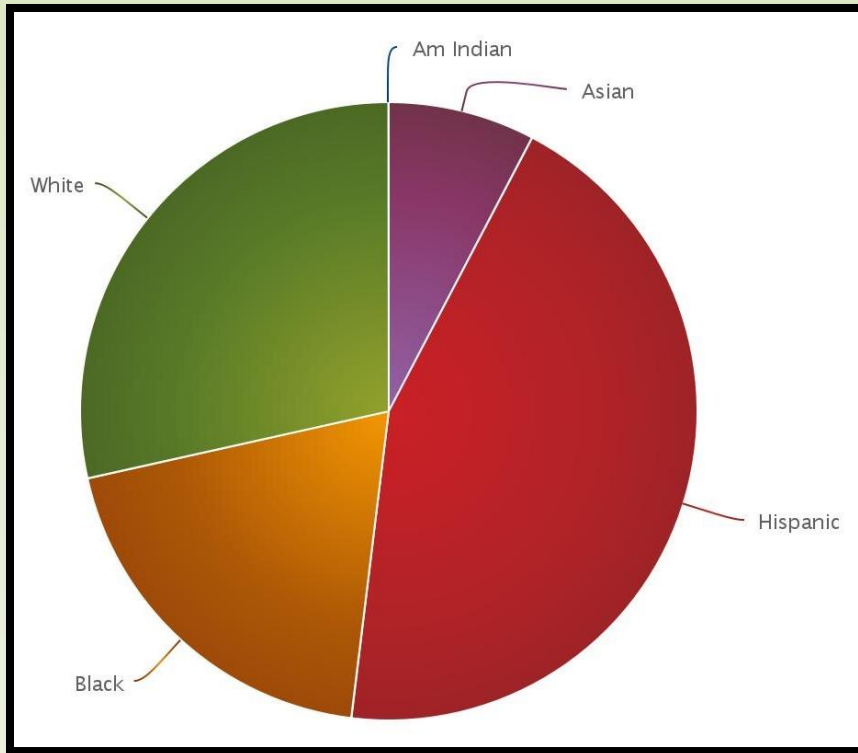


Banfield Elementary School

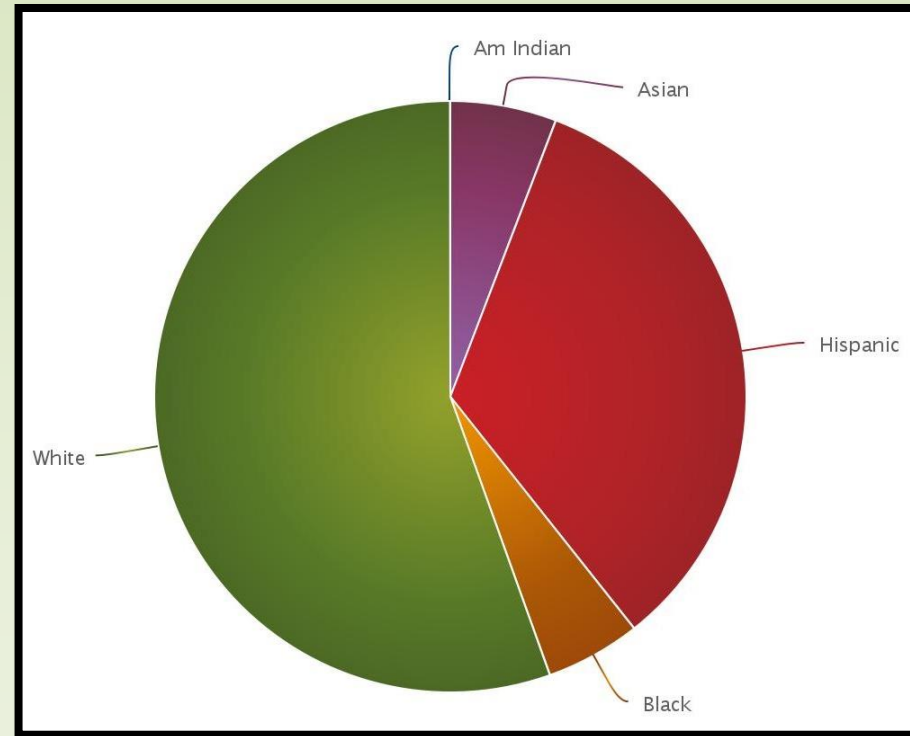


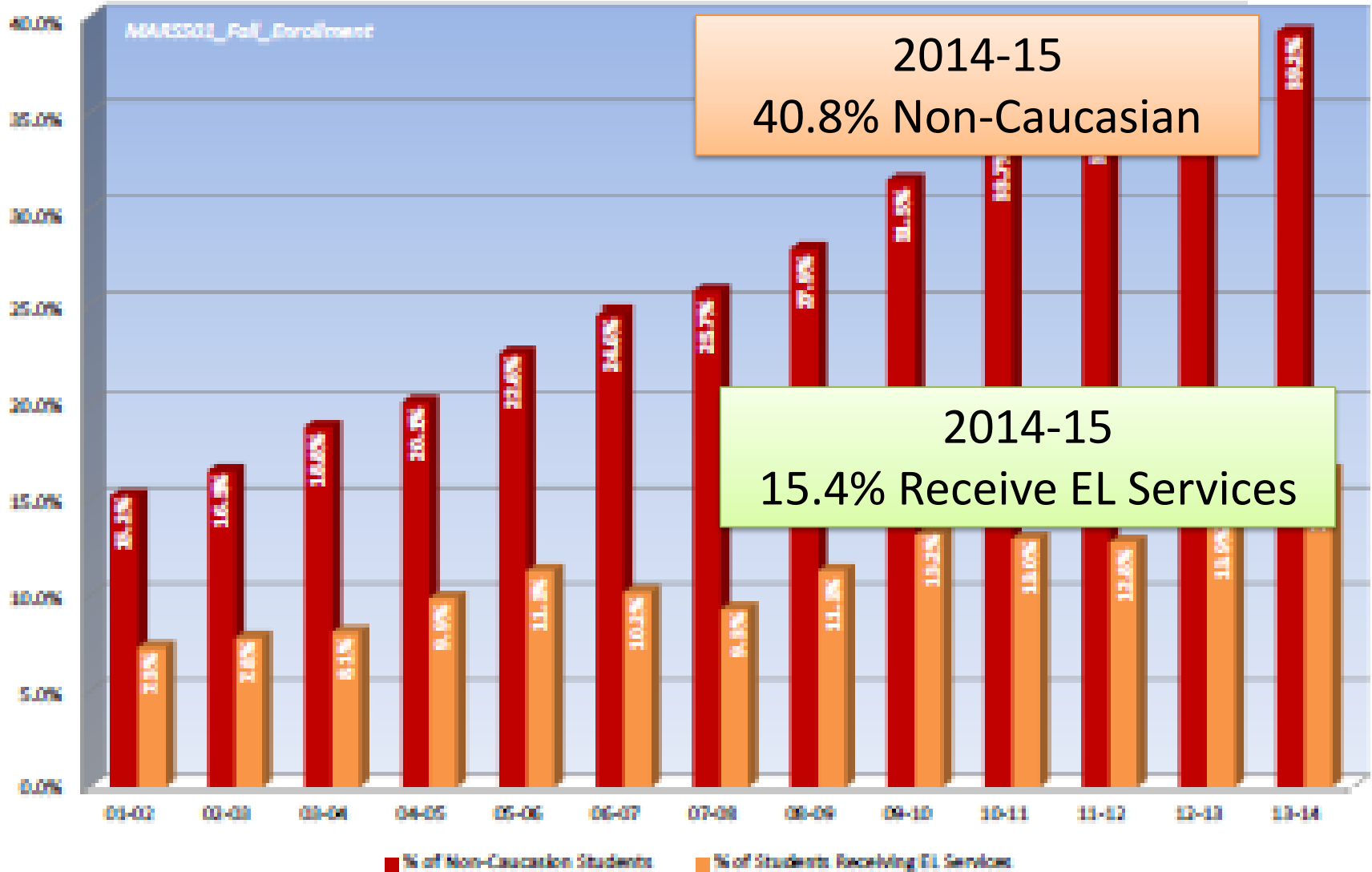
Demographics by Building 2015-16

Sumner Elementary School



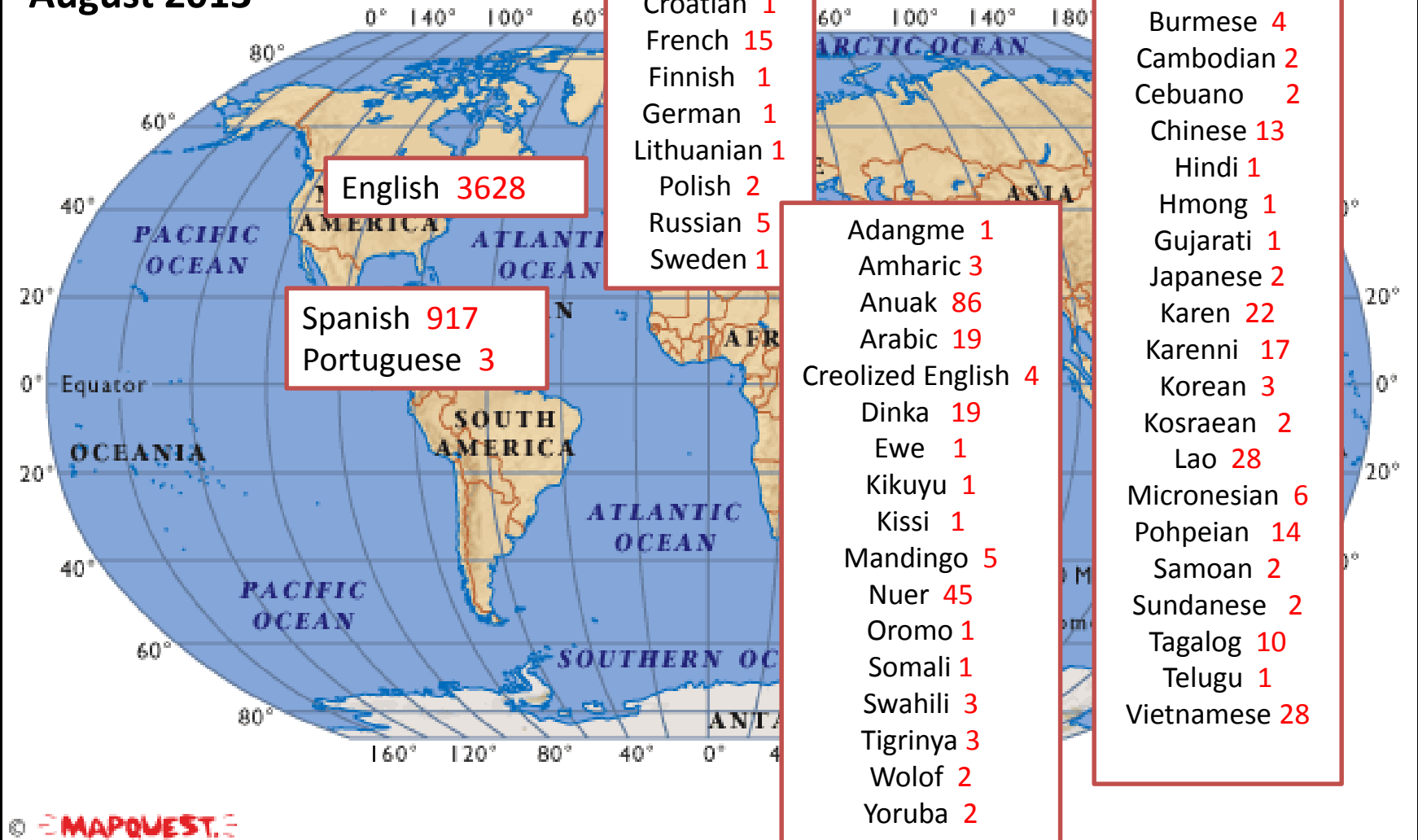
Neveln Elementary School





The Global Community of APS

**APS Students
August 2013**



Diversity Comparison

	Austin	Minneapolis	St. Paul	Rochester	Duluth
American Indian	0.3%	4.3%	1.8%	0.5%	6.4%
Asian	4.5	7.2	31.2	11.8	2.4
Hispanic	25.9	18.5	13.9	8.8	2.2
Black	8.5	36.9	30.2	13.7	8.5
White	60.7	33.1	22.9	65.3	80.5
EL	16.7	24.6	32.8	12	0.4
F/R Lunch	57.4	64.8	73.2	36.9	47.1

Action Plan

Acknowledge – respect the cultural & economic differences

Alert – being talent scouts & praise strengths

Alternative – finding different tools and assessments to find students' strengths

Action – APS has developed supports that focus on assets rather than deficits

Characteristics of Diverse Gifted Learners

Culturally & Linguistically Diverse

- Strong sense of pride in cultural background
- Desire to teach peers native language
- Eagerness to translate for peers
- Balance between appropriate behaviors expected of native and new cultures
- Ability to explain native dialect and idioms
- Understands jokes and puns related to culture
- Ability to read above grade level in either language
- Above average EL proficiency growth
- Social maturity
- Ease in adapting to new environments

Culturally & Economically Diverse

- Effective communication through expressive speech rich with imagery
- Interest in others from cultures different from self
- High degree of emotional responsiveness
- Aware of self as a capable learner
- Independent natured
- Strong sense of altruism
- Keen sense of justice
- Ability to express emotions
- Rich imagination through informal language
- A questioning orientation/curious

Action Plan

Acknowledge – respect the cultural & economic differences

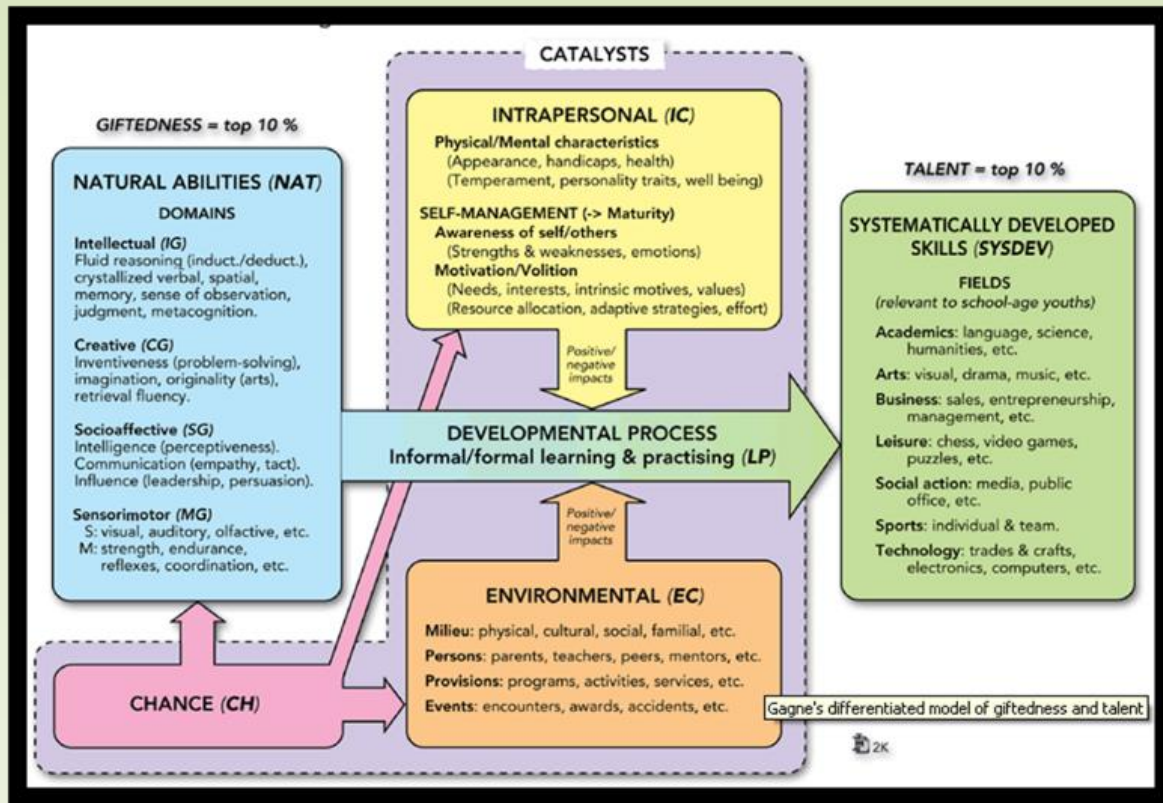
Alert – being talent scouts & praise strengths

Alternative – finding different tools and assessments to find students' strengths

Action – APS has developed supports that focus on assets rather than deficits

Gifted vs. Talented

“Giftedness refers to measures of potential, of *untrained natural ability*, while talent is reserved specifically for indices of achievement, of *the performance attained as the result of a systematic program of training and practice.*”



(Gagne 1995)

Gagne's Model for Giftedness & Talent



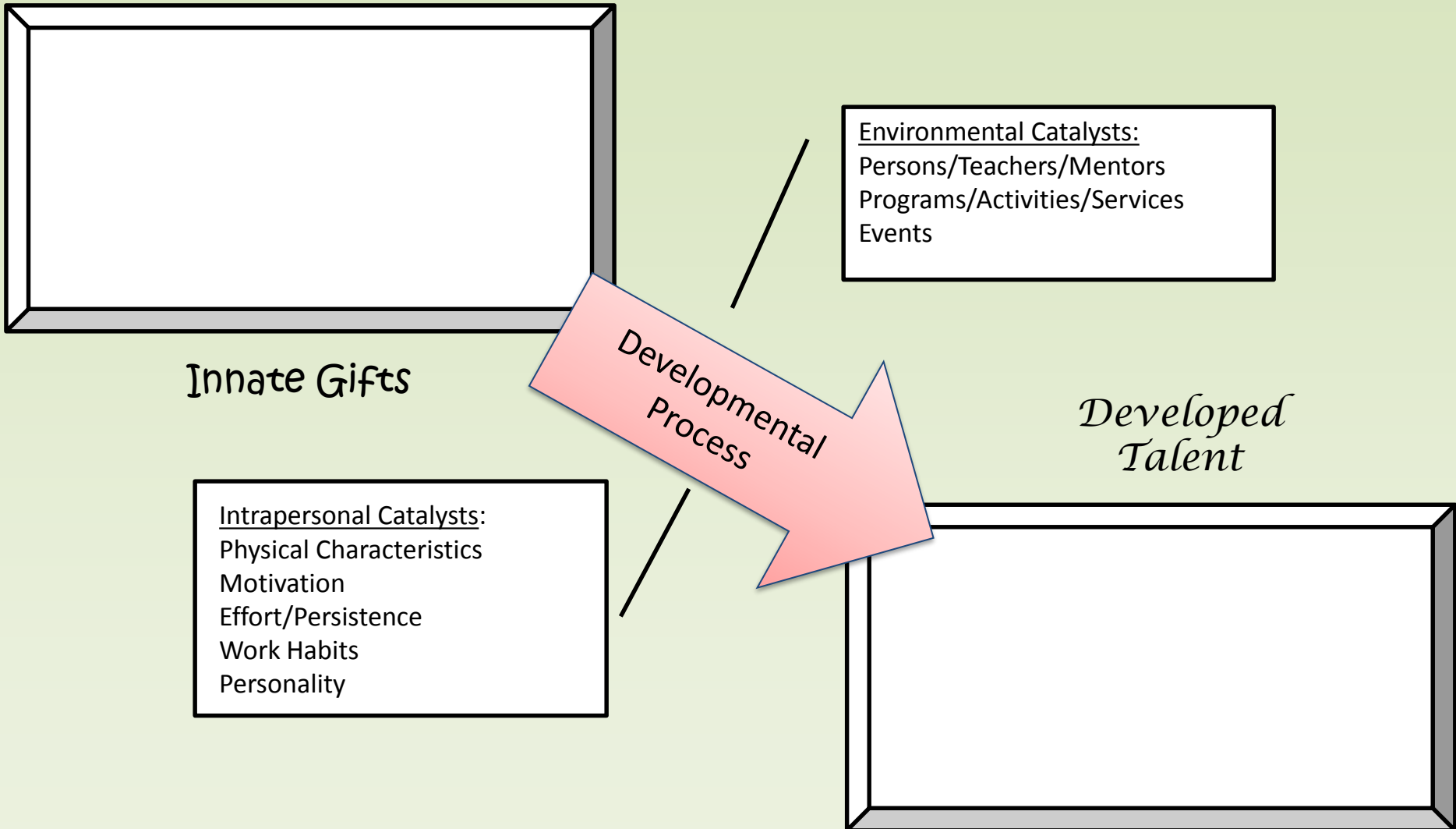
Intrapersonal Catalysts:
Physical Characteristics
Motivation
Effort/Persistence
Work Habits
Personality

Developmental
Process

Environmental Catalysts:
Persons/Teachers/Mentors
Programs/Activities/Services
Events



Gagne's Model for Giftedness & Talent



Action Plan


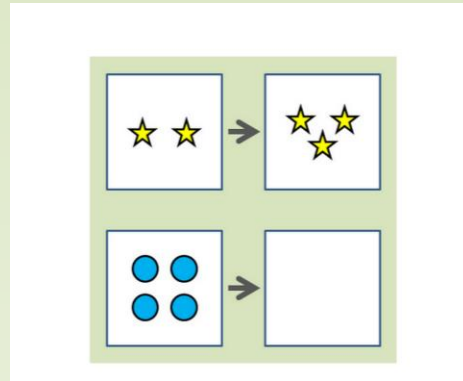
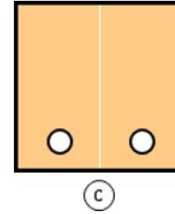
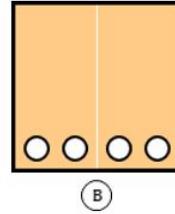
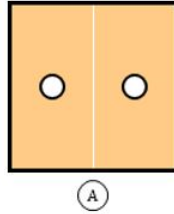
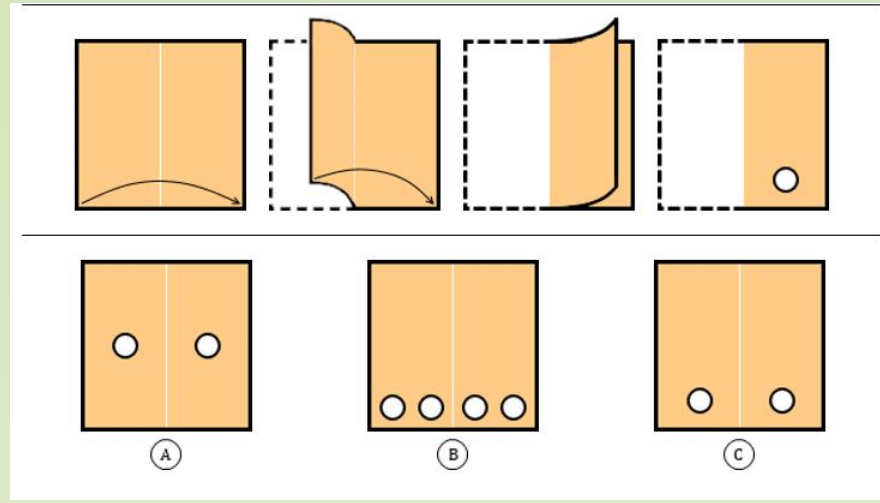
Acknowledge – respect the cultural & economic differences

Alert – being talent scouts & praise strengths

Alternative – finding different tools and assessments to find students' strengths

Action – APS has developed supports that focus on assets rather than deficits

CogAT 7




Action Plan

Acknowledge – respect the cultural & economic differences

Alert – being talent scouts & praise strengths

Alternative – finding different tools and assessments to find students' strengths

Action – APS has developed supports that focus on assets rather than deficits



VS

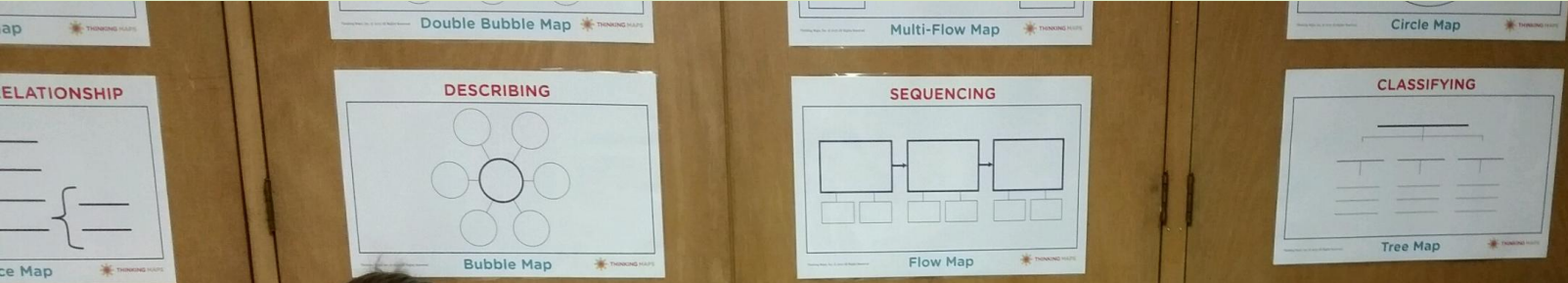


Science Fair Mentoring Project


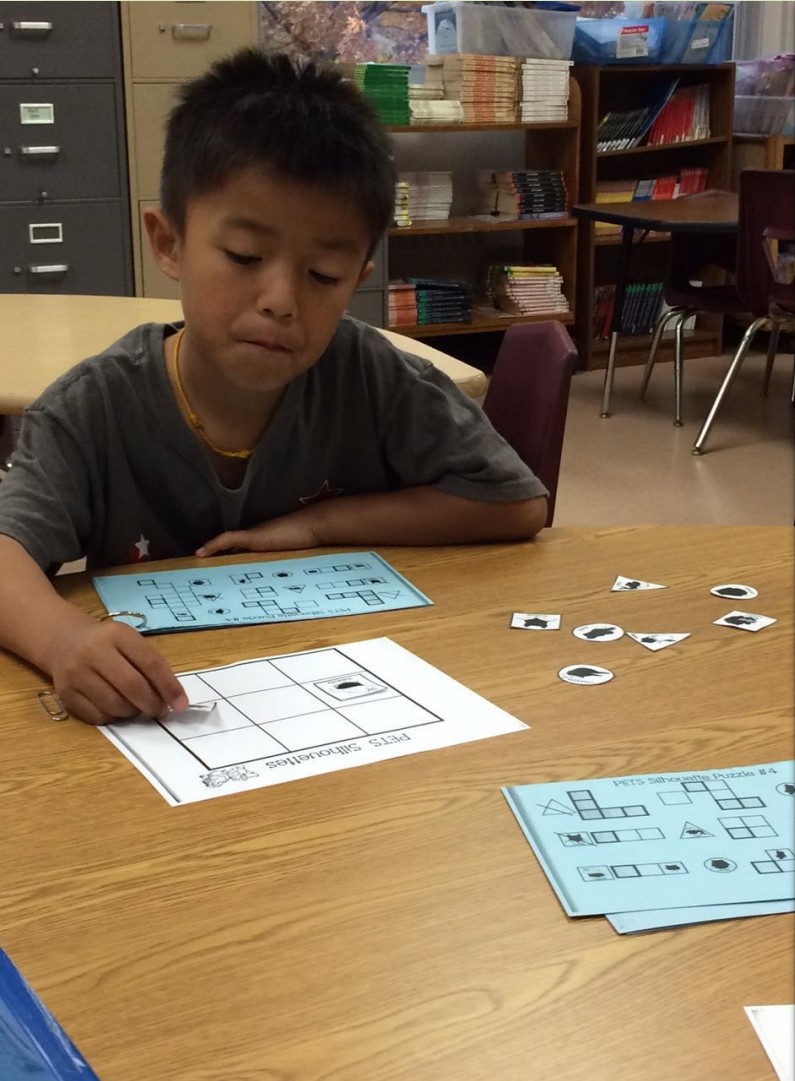



Young Scholars














Elementary Students receiving Gifted & Talented Services

2011-12 School Year [K-5]

Group	Number of Students
Student access to GT Services	215
# White	174
# Hispanic	19
# Black	12
# Asian	10
# Am. Indian	0
# Eligible for Free/Reduced Lunch	N/A
# Receive EL Services	N/A
# Receive SpEd Services	N/A

2015-16 School Year [K-4]

Group	Number of Students	
Student access to GT Services	365	
# White	231	63%
# Hispanic	65	18%
# Black	40	11%
# Asian	27	7%
# Am. Indian	2	1%
# Eligible for Free/Reduced Lunch	170	
# Receive EL Services	42	12%
# Receive SpEd Services	23	6%

Project E³



Cultural Diversity

30.1% Hispanic
9.6% Black
7.2% Asian
53.1% White

Linguistic Diversity

21.7% Spanish
2.4% Karen
6.0% African Dialects
69.9% English

Economic Diversity

51.8% Eligible for
Free/Reduced Lunch

42.2 % First
Generation to
College

EXPLORE Minnesota.com

Global 2 Local

SEP

10,000 lakes

14



Cedar River Watershed District

Justin Hanson





Austin Municipal Water Treatment Center

Chad Herd





University of Minnesota Monarch Lab

Dane Elmquist





Jeffers Foundation

Ed and Sil
Pemberton




EXPLORE Minnesota.com

Push 2 and Through

SEP

10,000 lakes

14



Designing Air Filters





Cleaning Oil Spills





Designing Oil Containment Booms



AVID



Thank you!



Austin Public Schools
401 Third Ave NW
Austin, Minnesota 55912

David Wolff

District Coordinator of Gifted & Talented Education

(507) 460-1912 Fax: (507) 355-2410

E-mail: david.wolff@austin.k12.mn.us

www.austin.k12.mn.us